

# Standard KwikPro Software Marking Features

Every Kwikmark machine comes with easy-to-use Kwikpro software. The 12 key touchpad controls all machine and software functions.

## Dot Peen Marking Machine Features:

- Quick job setup
- Multi level serializing function
- Hundreds of date code combinations
- Combine line styles & line types
- Angular text mode
- Arc text w/ infinite radius values
- Multiple lines within file
- Multiple font styles
- Unlimited font size



The Express Text function. Just press F1 on the keyboard, begin typing then press one button to mark your part! This feature requires no setup time or file saving.



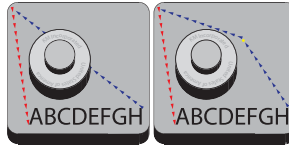
Line styles and line types can be combined to create virtually any type of identification mark. Logos and graphics may also be included.

MM/DD/YY	08/01/16
MM-DD-YYYY	08-01-2016
MMM-DD-YYYY	AUG-01-2016
Mmm DD YY	Aug 01 16
YY-WY	16-32
HH:MN:SS	13:01:09
HR:MN	01:01

The simple and powerful date/time code function allows you to format hundreds of date code combinations. Alpha-numeric characters may be added anywhere within the code.




Fixture files for step and repeat applications streamline marking multiple parts in rows and columns.



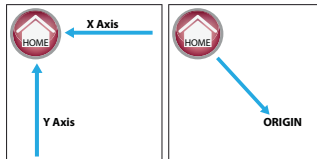
Move commands may be used to clear obstructions by controlling the toolpath.



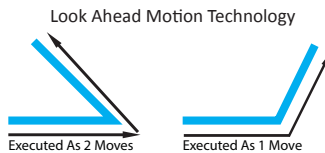
The convenient outline function traces a rectangle outlining the text that will be marked on the part, to assist initial lineup.




The on board control system features dual memory including a convenient and removable compact flash card which stores all of the user files including setup and executables.



One button homing and origin routines are included on the 12-key touch-pad to streamline machine setup and initializing.



The powerful look-ahead motion technology algorithms maximize machine performance.



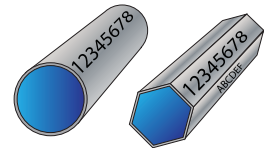
Exact tip speed algorithms result in consistent tool marks and smoother machine operation at any speed.



Unlimited font size is attainable because all fonts are vectors. No marking degradation occurs when marking extremely large or small text heights.



Import graphics and logos. The Kwikpro software directly reads G-code. The optional Software Suite allows importing .plt and .dxf files also.

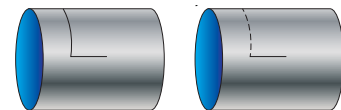


Rotary axis support allows marking around cylindrical parts and with the optional Software Suite, on flats of multiple sided parts such as hex pieces.



The coordinate translation function is a powerful feature that may be used to rotate an image prior to marking on a part that is fixtured at an angle or is a complex geometry.

With Constant Surface Velocity



Without Constant Surface Velocity

Constant surface speed when marking cylindrical objects is achieved automatically by processing the diameter value with the vector velocity.